


# ***HRSA Pharmacy Services Support Center: The 340B Access Resource***



**Nick Chang**  
*Operations Manager, PSSC*  
*HRSA Pharmacy Services Support Center*  
*NASTAD Webinar 1/18/2012*



**LEARNING  
OBJECTIVES**

**1**

Describe the  
purpose and  
function of HRSA  
PSSC

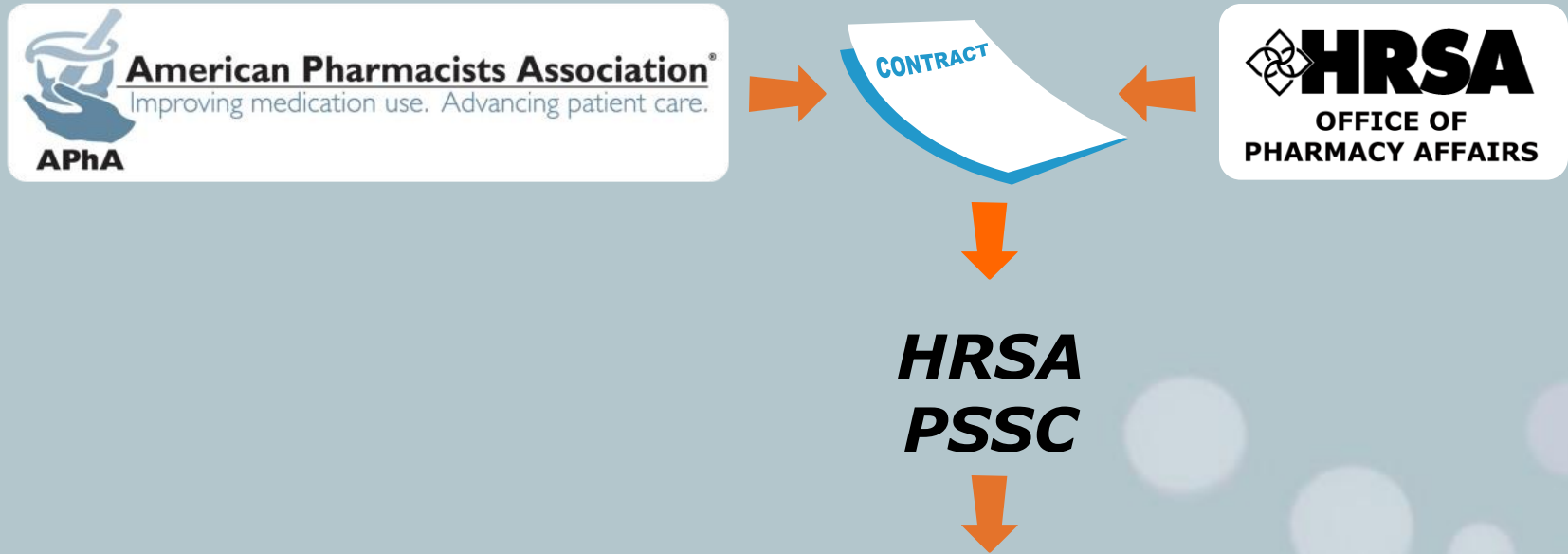
**2**

Describe the  
valuable services  
HRSA PSSC offers

**3**

List the  
foundational  
principles upon  
which HRSA  
PSSC operates

# Purpose



*Serves as the primary access resource for 340B*

*Information & Assistance*



**GOAL:**

*Optimize value*



# Vision and Mission



## VISION

*access to affordable, clinically, and cost effective pharmacy services*

## MISSION

- *provide information, education, and policy analysis*
- *optimize the value*
- *improve medication use and advance patient care*

# Clinically and Cost Effective Pharmacy Services



# Value of HRSA PSSC



**HRSA  
PSSC**



**ACCESS**



- Timely
- Reflects Current Policy
- Meets High Quality Standards

- Understanding
- Implementing
- Optimizing

# Services

**Information Analysis and  
Management**



**Relationships and  
Networking**

**Program Development**



# Information Analysis and Management

Call Center

1-800-628-6297 or [PSSC@aphanet.org](mailto:PSSC@aphanet.org)



# Types of Services for Ryan White Clinics

- Recertification
- Registration
- Change Request Forms
- General questions related to the 340B Drug Pricing Program.
- Level II – Expert Consultant
- Site Visit – Limited due to funding
- Peer to Peer Webinars and Community Access

# Information Analysis and Management

## PharmTA

Free technical assistance to  
eligible entities

To request, call  
**1-800-628-6297**



# Information Analysis and Management (cont.)

Website



pssc.aphanet.org

The screenshot shows the homepage of the Pharmacy Services Support Center (PSSC). The header features the PSSC logo and the text 'PHARMACY SERVICES SUPPORT CENTER' on the left, and the phone number '800-628-6297' and 'Managed by APhA' on the right. A navigation menu includes 'HOME', 'ABOUT US', 'SERVICES', and 'CONTACT PSSC'. The main content area is divided into four columns: 'QUICK ACTIONS' with a list of links, 'About Us' with a description of the center's mission, 'Services' with links to policy issues, resource tools, technical assistance, and a resource network, and 'Latest Announcements' with several news items. A quote from DSH - Rural, PA is also present.

**PSSC** PHARMACY SERVICES SUPPORT CENTER 800-628-6297 Managed by APhA

HOME ABOUT US SERVICES CONTACT PSSC

Click on the luggage tag to access all of PSSC's 340B Program Resources

**QUICK ACTIONS**

- Home
- About the 340B Program
- 340B FAQs
- 340B Resource Tools
- 340B Policy Issues
- News & Events
- Contact PSSC
- 340B Peer-to-Peer Network

**About Us**

The HRSA Pharmacy Services Support Center (PSSC) is a resource that was established in 2002 to assist HRSA grantees and eligible health care sites optimize the value of the 340B Program and provide clinically and cost effective pharmacy services that improve medication use and advance patient care.

[Learn More](#)

**Services**

- [340B Policy Issues](#)
- [340B Resource Tools](#)
- [Technical Assistance](#)
- [340B Resource Network](#)

“It is convenient to have a place to call for answers for the 340B program”

- DSH - Rural, PA

**Latest Announcements**

- [Applications now available for FOHC Medical Home Demo 06-7-2011](#)
- [Public Health Emergency for the State of Missouri 05-24-2011](#)
- [HRSA Orphan Drug NPRM Letter to Stakeholders 05-20-2011](#)
- [Exclusion of Orphan Drugs for Certain Covered Entities under the 340B Program proposed regulation 05-20-2011](#)

[View All Announcements](#)

Call PSSC 800-628-6297 or email us at [PSSC@aphanet.org](mailto:PSSC@aphanet.org)

# Interactive Financial Analysis



[pssc.aphanet.org/resources.htm](http://pssc.aphanet.org/resources.htm)

Pharmacy Payer Type	Mix	SFS Structure		Pharmacy Services in MA "All Inclusive" Rates
3rd Party Insured (Non-Medicaid)		<b>Level 1</b>		HMO managed MA will be included in an "All Inclusive" Rate:
HMO Managed Medicaid		Dispensing Fee		If "No", FFS Dispensing Fee:
State Medicaid		% Mark-up on Meds	0.0%	If "Yes", PPS Increase for Pharmacy
Sliding Fee Scale - Level 1		Maximum Charge? (Y / N)	N	# of Clinic PPS Visits per year
Sliding Fee Scale - Level 2		Maximum Charge		
Sliding Fee Scale - Level 3		<b>Level 2</b>		State managed MA will be included in an "All Inclusive" Rate:
Sliding Fee Scale - Level 4		Dispensing Fee		If "No", FFS Dispensing Fee:
Sliding Fee Scale - Level 5		% Mark-up on Meds	0.0%	If "Yes", PPS Increase for Pharmacy
Manf. Assistance Programs		Maximum Charge? (Y / N)	N	# of Clinic PPS Visits per year
Samples		Maximum Charge		
<b>Total (must be 100%)</b>	<b>0.0%</b>	<b>Level 3</b>		<b>Revenue from Clinical Services</b>
		Dispensing Fee		Encounters/year
<b>Clinic Prescription Volume</b>		% Mark-up on Meds	0.0%	Avg. \$/Encounter
Utilization Rate (Rxs/Visit/year)		Maximum Charge? (Y / N)	N	
Clinic Visits/year		Maximum Charge	\$0.00	
		<b>Level 4</b>		
<b>Capture Rate (%)</b>		Dispensing Fee		
3rd Party Insured		% Mark-up on Meds	0.0%	
HMO MA		Maximum Charge? (Y / N)	N	
State Medicaid		Maximum Charge	\$0.00	
SFS		<b>Level 5 (Cash U&amp;C)</b>		
		Dispensing Fee		
<b>Generic Medication Utilization</b>		% Mark-up on Meds	0.0%	
% Generic, SFS		Maximum Charge? (Y / N)	N	
% Generic, Non-SFS		Maximum Charge	\$0.00	
<b>3rd Party Margin (%)</b>		MAP Fee per Rx		
Brand				
Generic				
<b>Avg. Drug Cost (\$)</b>				
per Brand Rx				
per Generic Rx				

Profit/Loss Summary			
Projected Income		Revenue	P/L by Payer
3rd Party Insured		\$0	#DIV/0!
HMO Medicaid		\$0	#DIV/0!
State Medicaid		\$0	#DIV/0!
SFS Level 1		\$0	#DIV/0!
SFS Level 2		\$0	#DIV/0!
SFS Level 3		\$0	#DIV/0!
SFS Level 4		\$0	#DIV/0!
SFS Level 5		\$0	#DIV/0!
MAP Administration		\$0	#DIV/0!
Clinical Services		\$0	#DIV/0!
<b>Total Projected Income</b>		<b>\$0</b>	
<b>Projected Expenses</b>			
Payroll		\$0	
Supplies		\$0	
Contract Services		\$0	
Miscellaneous		\$0	
<b>Total Projected Expenses</b>		<b>\$0</b>	
<b>Projected Annual Profit/Loss</b>		<b>\$0</b>	
<b>Projected Start-up Expenses</b>		<b>\$0</b>	
<b>Projected Profit/Loss, Year 1:</b>		<b>\$0</b>	

Copyright ©2004 Medpin A Program of the Public Health Institute

Worksheet developed via support provided by the Pharmacy Services Support Center of the American Pharmacists Association (<http://pssc.aphanet.com>) and HRSA.

Author: Todd D. Scovsen, Pharm.D., University of Minnesota (June 2005)

# Information Analysis and Management (cont.)

## Policy Analysis

Monitors, analyzes, and communicates policy developments within the scope of the 340B Program



# Relationships and Networking

- Live Presentations
- Articles in journals and *Pharmacy Today*
- Interactive web-based learning opportunities



Dialogue and collaboration  
with other safety net  
stakeholder organizations



# 340B Peer-to-Peer:

[www.healthcarecommunities.org/](http://www.healthcarecommunities.org/)

- 340B Basics to Ensure Integrity – 1/25 @ 2PM
- Systems for Maintaining Integrity – 2/29 @ 2PM
- Medicaid Billing and Avoiding Duplicate Discounts – 3/28 @ 2PM
- 340B Audits: Understanding the Process and Preparing Your Pharmacy – 4/25 @ 2PM

# Education Programs


## Inter-Agency Agreements



## Continuing Education




## Educational Tools and Resources



## Student Programs

# Contacts:



[www.hrsa.gov/opa](http://www.hrsa.gov/opa)  
[www.hrsa.gov/patientsafety](http://www.hrsa.gov/patientsafety)

## Pharmacy Services Support Center



1-800-628-6297



[pssc@aphanet.org](mailto:pssc@aphanet.org)

[pssc.aphanet.org](http://pssc.aphanet.org)



[Healthcarecommunities.org](http://Healthcarecommunities.org)

## Prime Vendor Program



1-888-340-2787



[340B\\_primevendor@340bpvp.com](mailto:340B_primevendor@340bpvp.com)



[www.340bpvp.com](http://www.340bpvp.com)