

The logo features a large, stylized red graphic element on the left side, resembling a thick vertical bar with a horizontal bar extending to the right, forming a partial 'L' or '7' shape. The text is arranged to the right of this graphic. The year '2018' is written vertically in light blue. The word 'NATIONAL' is written horizontally in light blue above the main title. The main title 'RYAN WHITE' is written in large, bold, white capital letters. Below it, the subtitle 'CONFERENCE ON HIV CARE & TREATMENT' is written in smaller, light blue capital letters. The background is a solid dark blue, with a thick red vertical bar on the far left and a thick red horizontal bar at the bottom.

2018 NATIONAL
RYAN WHITE
CONFERENCE ON HIV CARE & TREATMENT

Introduction to DATA.HRSA.GOV

Seth Marcus & Sanjoy Chakraborty

HRSA Data Warehouse

*Office of Information Technology
Health Resources and Services Administration (HRSA)*

data.HRSA.gov

About data.hrsa.gov and the HRSA Data Warehouse

Who we are:

- Division of Data and Information Services (DDIS) within the HRSA Office of Information Technology (OIT)

Our Vision:

- To be the go-to source for reliable and relevant data about HRSA's public health investments
- Help the public locate Federally-funded health care facilities and services.

HRSA's Enterprise Data Repository:

- A central repository for all HRSA data.
- Data are regularly refreshed from source systems.
- Decision makers in the organization use data, query tools, maps, and other business intelligence tools to answer questions.



data.HRSA.gov

- Query, map, visualize, analyze and download HAB and other HRSA data
- Intuitive user interface
- Works on Mobile devices
- Self-service tools
- Previously known as datawarehouse.hrsa.gov

The screenshot shows the data.HRSA.gov website. At the top, it features the Health Resources & Services Administration logo and the text 'Health Resources & Services Administration'. Below this is the 'data.HRSA.gov' logo, a search bar with the text 'Search', and a link to 'A-Z Index'. A dark blue navigation bar contains the following menu items: 'Find Health Care', 'Data', 'Maps', 'Tools', 'Topics', and 'About'. The main content area is titled 'Explore Data and Maps on HRSA's Health Care Programs' and contains six interactive cards: 'Find a Health Center' (with a building icon), 'Explore Maps' (with a map icon), 'Query Data' (with a network icon), 'Find Shortage Areas' (with a medical bag icon), 'View HRSA Fact Sheets' (with a document icon), and 'Download Data' (with a download icon). Below these cards is a dark blue section with three statistics: 'More than 26,000,000 patients seen at HRSA funded Health Centers in 2016', 'More than 10,400 health clinics and mobile vans operated by HRSA grantees in 2016', and 'More than 8,946 health professionals providing care through the National Health Service Corps'. At the bottom, a light blue section displays 'HRSA Grants – FY 2017' and 'Total Awarded Grants: \$9,186,563,152'. In the bottom left corner of the overall image, there is a circular logo for the Department of Health & Human Services, USA.



HRSA Ryan White HIV/AIDS Program

<https://data.hrsa.gov/topics/hiv-aids>

Puts all the data, tools, maps, dashboards, and other resources related to HIV/AIDS in one place.



HIV/AIDS

The [Ryan White HIV/AIDS Program](#) provides a comprehensive system of care that includes primary medical care and essential support services for uninsured or underinsured people living with HIV.

Related Content

Query Data

Active Grants ⓘ

Awarded Grants, Current FY to Date ⓘ

Awarded Grants, Last Complete FY ⓘ

Download Data

Ryan White HIV/AIDS Recipients and Sub-Recipients Data

CSV XLSX

Explore Maps

Active Grants – HIV/AIDS Bureau ⓘ

PDF

Data Sites

Ryan White HIV/AIDS Grants State Profiles

Related Tools



Data by Geography



Find Grants



Find a Ryan White HIV/AIDS Program Medical Provider



HRSA Fact Sheets



Map Tool



Widgets



- Find health care near you.
- Filter & export search results to a printable PDF or Excel.
- Get driving directions.
- Other locators:
 - Find a Health Center
 - Find Organ Transplant Programs
 - Find Health Center Controlled Networks
 - Find a Migrant and Seasonal Head Start Center

An official website of the United States government

U.S. Department of Health & Human Services

HRSA Data Warehouse Find a Ryan White HIV/AIDS Program Medical Provider

About the Ryan White HIV/AIDS Program | About this Tool

Washington, DC, USA 10 miles

Search Results:

- WHITMAN-WALKER CLINIC**
1525 14th St NW
Washington, DC, 20005-3706
Tel: 202-745-7000
Distance: ~0.35 miles
[Website](#) [Directions](#)
- METRO HEALTH INC**
Washington, DC, 20005-3477
- WHITMAN-WALKER CLINIC**
Washington, DC, 20009-5932
- AIDS HEALTHCARE FOUNDATION - DISTRICT OF COLUMBIA**
Washington, DC, 20037-1810
- HOWARD UNIVERSITY HOSPITAL**
Washington, DC, 20060-0001
- LA CLINICA DEL PUEBLO**
Washington, DC, 20009-4607
- CHILDREN'S NATIONAL MEDICAL CENTER**
Washington, DC, 20010-2916
- ANDROMEDA TRANSCULTURAL M.H.H.C.**

Map data ©2018 Google 2 km

Ask Questions | Viewers & Players | Privacy Policy | Disclaimers | Accessibility | FOIA | HHS.gov | HRSA.gov | USA.gov | Whitehouse.gov




Ryan White Widget:

<https://data.hrsa.gov/tools/widgets>

- You can add this Widget to your website so patients or stakeholders can find nearby services.
- The data.HRSA.gov has created widgets to enable HRSA data to be displayed on any Web page, blog, or site.
- Just copy and paste the “iframe” code into your HTML page and the widget will magically appear.
- After a widget is added to a website, there is no technical maintenance required – HRSA updates the data automatically.

Ryan White HIV/AIDS Medical Provider Locator Widget



HRSA
Find a Ryan White Provider

Near:

Enter a City name, ZIP Code, such as "20002",
address, State name, or place name

Add this widget to your website – copy and paste the following code:

```
<iframe  
src= "https://data.hrsa.gov/widgets/R  
yanWhiteWidget/current/RyanWhite.h  
tml" width="243" height="179"
```



Find Grants



Find Grants

Find HRSA grants from fiscal year 1999 through the current date.

HRSA Program Areas:

All HRSA Program Areas
Health Workforce
Healthcare Systems
HIV/AIDS
Maternal and Child Health

Fiscal Year:

All Active Grants
FY 2018
FY 2017
FY 2016
FY 2015

Program Name:

All Programs
ADAP Shortfall Relief (X09)
AIDS Education and Training Centers Program (U10)
Community Based Dental Partnership Program (H65)
Dental Reimbursement Program (T22)
Global HIV/AIDS Nursing Initiative (U92)
International AIDS Education and Training Center (U91)
International Twinning Center (U97)

State:

All States
California
District of Columbia
Illinois
Massachusetts
New Jersey
New York
Pennsylvania

County:

All Counties
District of Columbia

Grantee Class:

All Grantee Types
Corporate Entity, Federal Tax Exempt

Grantee Name: (Partial name accepted - no comma, period, or special characters accepted)

Award Number: (Partial number accepted - no space, comma, period, or special characters accepted)

Find Grants

Reset

Notes:

The total grant dollars shown include the Bureau of Health Workforce (BHW) loan grants - revolving loan programs that enable educational institutions to provide student loans for medical professions.

An active grant is defined by HRSA as a grant whose project period end date is beyond the current date. Grants can be active whether or not they have received an award funding in the current fiscal year.

- <https://data.hrsa.gov/hdw/tools/findgrants.aspx>
- Search HRSA grants from FY 1999 to present date.



Find Grants Results

Search Criteria:

Key Program Name: 'HIV/AIDS'; Award Year: 'FY 2018'; Program Name: 'AIDS Education and Training Centers Program (U10)'; State: 'District of Columbia'

Export to PDF

Export to Excel

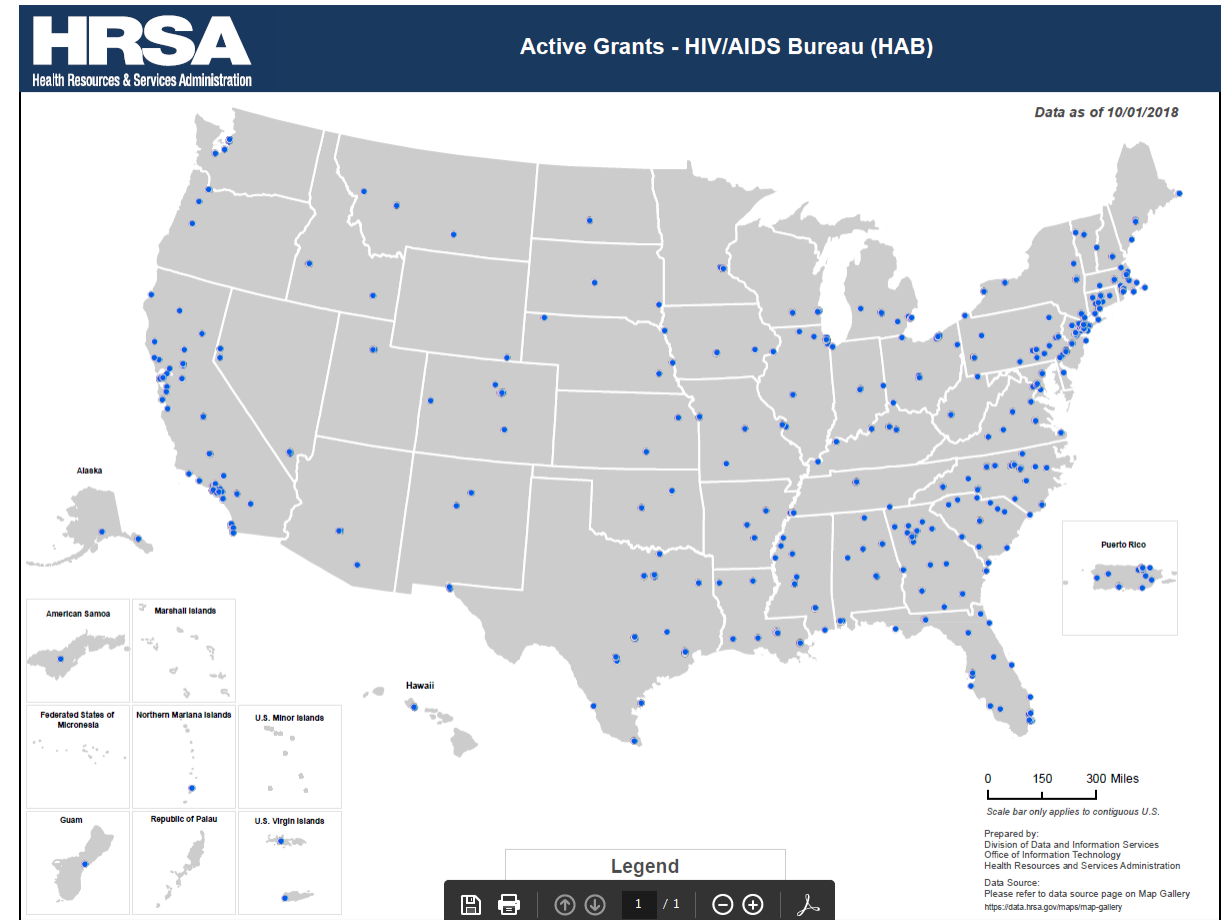
Data is current as of Oct 01, 2018

HIV/AIDS						
2018						
State	County	Grantee Class	Grantee	Grant Number	Program Director	Financial Assistance
AIDS Education and Training Centers Program (U10)						
This Notice of Funding Opportunity (NOFO) solicits applications for the integration of the National HIV Curriculum (NHC) e-Learning Platform into the more						
District of Columbia	District of Columbia	Corporate Entity, Federal Tax Exempt	Howard University (The) 2400 6th St NW Washington, DC 20059-0001	U10HA32108	Goulda Downer 202-865-8146 Send email	\$600,000

New Search

Map/Visually Analyze Data:

- <https://data.hrsa.gov/hdw/tools/findgrants.aspx>
- Visually explore HRSA-specific information, health resources, demographic and your own data in geographic relation to one another.
- Map Gallery - provides simple, non-interactive, preformatted versions of frequently-requested maps in PDF format; maps are optimized for printing on an 8-1/2 by 11 inch page, and updated nightly.
- Quick Maps - simple, interactive maps intended primarily for on-screen viewing of data by nation, HHS region, state, or county. They feature a focused set of data that relate to a particular topic.
- Map Tool – powerful interactive tool to map and filter HRSA, Demographic, CMS, VHA, and your own data.



Fact Sheets

- <https://data.hrsa.gov/data/fact-sheets>
- Download PDFs summarizing HRSA's investments by fiscal year and geographic area



HRSA Fact Sheets

Select a Geographic Area:

- Nation
- HHS Region
- State/Territory
- County
- Congressional District

Select a Fiscal Year :

- FY 2017
- FY 2016
- FY 2015
- FY 2014
- FY 2013

[View Fact Sheet](#)



The Health Resources and Services Administration (HRSA), an agency of the U.S. Department of Health and Human Services, is the primary Federal agency for improving health care to people who are geographically isolated, economically or medically vulnerable.

FY 2017 - Nation



Demographic	Data
Population	316,515,021
Median Household Income	\$53,889
Low Income Population (Population in households with incomes below 2-times the U.S. poverty level)	21,315,285

Based upon U.S. Census American Community Survey (ACS) data as of 10/19/2017

Awards

HRSA makes grants to organizations and individuals to improve and expand health care services for underserved people, focusing on the following program areas:

Primary Health Care/Health Centers

Nationwide, nearly 1,400 health center grantees operated more than 10,400 clinics and mobile medical vans, providing affordable primary and preventive care on a sliding fee scale to nearly 26 million patients.

Health Center Program

Health centers are community-based and patient-directed organizations that deliver comprehensive, culturally competent, high-quality primary health care services.

Program	FY 2017 Funding	Distinct Grantees	Distinct Grants
Health Center Program	\$4,649,810,212	1,372	1,376

Related Programs

Program	FY 2017 Funding	Distinct Grantees	Distinct Grants
Native Hawaiian Health Care	\$12,967,491	6	6
Health Center Controlled Networks	\$36,287,053	50	50
Training and Technical Assistance National Cooperative Agreements (NCAs)	\$19,068,597	20	20

State and Regional Primary Care Associations	\$54,243,057	52	52
Total ¹	\$122,566,198	102	128

Ryan White HIV/AIDS Program

HRSA's Ryan White HIV/AIDS Program (RWHAP) funds grants to states, cities/counties, and local community based organizations to provide care and treatment services to low-income people living with HIV who are uninsured and underserved. RWHAP provides a comprehensive system of HIV primary medical care, medications, and essential support services. In 2016, the RWHAP served over half a million clients, more than half of all diagnosed PLWH in the United States.

Detailed state-level information is available from the HIV/AIDS Bureau (HAB).

FY 2017 Funding	Distinct Grantees	Distinct Grants
\$2,228,641,975	546	793

Health Workforce

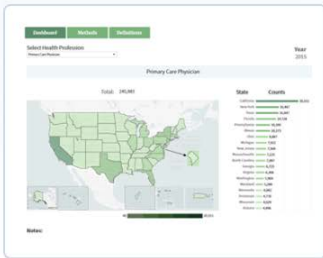
HRSA's workforce programs improve the health of underserved and vulnerable populations by strengthening the health

Dashboards

- <https://data.hrsa.gov/data/dashboards>
- Interact with and visualize data

Dashboards

Interactive dashboards to help visualize HRSA's impact across the nation.



Area Health Resources Files (AHRF)



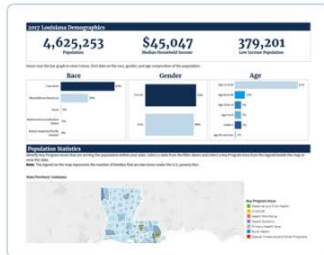
Grants



Health Professional Shortage Areas (HPSA)



Health Sites



Demographics



Medically Underserved Areas/Populations (MUA/P)



Area Health Resources Files

The Area Health Resources Files (AHRF) include data on Health Care Professions, Health Facilities, Population Characteristics, Economics, Health Professions Training, Hospital Utilization, Hospital Expenditures, and Environment at the county, state and national levels, from over 50 data sources.

Dashboard

Methods

Definitions

Select Health Profession

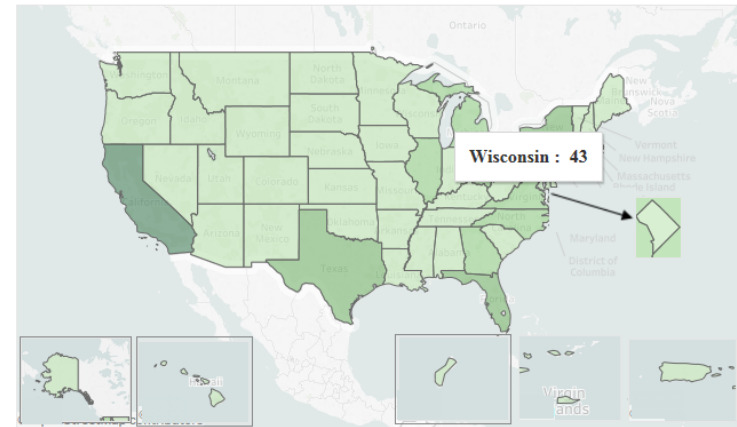
Primary Care Physician

Year

2016

Primary Care Physician

Total: 247,069



State	Counts
California	30,801
Texas	16,815
New York	16,460
Florida	14,865
Illinois	10,378
Pennsylvania	10,357
Ohio	8,904
Michigan	7,873
New Jersey	7,505
North Carolina	7,141
Massachusetts	7,077
Georgia	6,778
Virginia	6,423
Washington	5,986
Maryland	5,279
Minnesota	4,921
Tennessee	4,802
Wisconsin	4,614
Arizona	4,514

40 30,801

Data Portal



Data Portal

The Data Portal enables users to select related datasets to create custom data views. To begin, select a primary dataset topic – then expand the search by choosing a related secondary dataset topic from the available options.

Please choose a subject, listed alphabetically by topic:

[Data Usage Terms and Conditions](#) | [Data Portal Help PDF](#)

Primary Dataset

Select one primary dataset

- Demographics
- Health Care Facilities (CMS)
- Health Professional Shortage Areas (HPSAs)
- National Health Service Corps (NHSC) Job Opportunities
- Ryan White HIV/AIDS Recipients and Sub-Recipients
- Grants
- Health Center Service Delivery and Look-Alike Sites
- Medically Underserved Areas/Populations (MUA/P)
- National Health Service Corps (NHSC) Sites
- Organ Donation and Transplantation
- Scholarships and Loans – NURSE Corps

Secondary Dataset (optional)

Select one secondary dataset from the available choices

- Demographics
- Health Care Facilities (CMS)
- Health Professional Shortage Areas (HPSAs)
- National Health Service Corps (NHSC) Job Opportunities
- Ryan White HIV/AIDS Recipients and Sub-Recipients
- Grants
- Health Center Service Delivery and Look-Alike Sites
- Medically Underserved Areas/Populations (MUA/P)
- National Health Service Corps (NHSC) Sites
- Organ Donation and Transplantation
- Scholarships and Loans – NURSE Corps

[Choose Indicators](#)



Data Portal Indicators

Customize the data view by selecting the primary and/or secondary indicators (data columns) for each chosen dataset. Key indicators are preselected, with additional options available. Select or deselect indicators, view a definition of each indicator, and finalize the options before viewing the results.

Choose Primary Indicators – Ryan White HIV/AIDS Recipients and Sub-Recipients

Select all available (20 indicators)

[Start Over](#)

[Data Portal Help PDF](#)

[Data Usage Terms and Conditions](#)

- Ryan White HIV/AIDS Medical Provider Site Name
- Program Parts Responsible for Funding Provider
- County Name
- Ryan White HIV/AIDS Medical Provider Site State Abbreviation
- HAB Provider Type
- Program Grant Numbers Responsible for Funding Provider

Additional Data:

- Reporting Period (Year)
- Ryan White HIV/AIDS Medical Provider Site City
- Faith Based Organization
- U.S. Senator Name (1)
- U.S. Congressional Representative Name
- In U.S. - Mexico Border County
- Longitude
- Provider Address
- Ryan White HIV/AIDS Medical Provider Site Postal Code
- HHS Region
- U.S. Senator Name (2)
- In U.S. - Mexico Border 100 Kilometer Area
- Rural Status
- Latitude

[View Data](#)

- <https://data.hrsa.gov/hdw/tools/dataportal.aspx>
- Create custom data reports
- Compare data across multiple data sets, filter, sort and download.



Data Portal Results

Related data may be displayed under an individual record and can be expanded to view. Results can be sorted, filtered, exported, or viewed on a map using the HRSA Data Warehouse Map Tool.

[Edit Indicators](#)

[Start Over](#)

[Data Portal Help PDF](#)

Datasets Export: [XLSX](#) [CSV](#)

Click on a column heading to sort the results in ascending or descending order.

Primary Dataset: Ryan White HIV/AIDS Recipients and Sub-Recipients

Ryan White HIV/AIDS Medical Provider Site Name	HAB Provider Type	Program Parts Responsible for Funding Provider	Program Grant Numbers Responsible for Funding Provider	County Name	Ryan White HIV/AIDS Medical Provider Site State Abbreviation
16th Street Community Health Center, Inc.	Community Health Center	Part B, Part C	X07HA00027, H76HA00773	Milwaukee County	WI
2-1-1 Big Bend HivAids Hotline	Unknown	Part B	X07HA00057	Leon County	FL
550 Clinic	Hospital	Part B	X07HA00006	Jefferson County	KY
A & A Transport	Unknown	Part B	X07HA00057	Union County	FL
A & E Behavioral Healthcare Associates, P.C.	Unknown	Part B	X07HA00013	Macon County	IL
A.J. Doggs & Company	Veteran's Affairs Administration	Part A, Part B	H89HA00050, X07HA00045	Ingham County	MI
Aaron E. Henry Community Health Services Center, I	Community Health Center	Part C	H76HA25701	Coahoma County	MS
Abigail Barm-Lance, Ph.D.	Veteran's Affairs Administration	Part B	X07HA00025	Cook County	IL
Able Pharmacy	Unknown	Part B	X07HA00057	Alachua County	FL
Acadiana Cares	Other	Part B, Part D	X07HA00018, H12HA26263	Lafayette Parish	LA
Accept	Other	Part B	X07HA00001	Washoe County	NV
Access Care And Resources (Acr) Health	Other	Part B	X07HA00025	Onondaga County	NY
Access Community Health Network	Community Health Center	Part A, Part C, Part D	H89HA00008, H76HA00550, H12HA24789	Cook County	IL
Access Dental Care	Veteran's Affairs Administration	Part B, Part D	X07HA00051, H12HA24791	Randolph County	NC
Access Network, Inc.	Other	Part B	X07HA00038	Jasper County	SC
Access One, Inc.	Other	Part B	X07HA00017	Atlantic County	NJ
Access To Healthcare Network (Nevada)	Veteran's Affairs Administration	Part B	X07HA00001	Washoe County	NV
AccessMatters	Veteran's Affairs Administration	Part D	H12HA24848	Philadelphia County	PA

Health Resources & Services Administration

Data by Geography

- <https://data.hrsa.gov/hdw/tools/DataByGeography.aspx>
- Overview of HRSA's investments nationwide or by HHS region, state, county, and congressional district.



Data by Geography

HRSA's mission is to improve health and achieve health equity through access to quality services, a skilled health workforce, and innovative programs. This tool provides an overview of HRSA's investments nationwide or by a geographic area, including: HHS region, state, county, and congressional district.

Please Note: The data displayed in this tool may differ from the HRSA Fact Sheets. The Fact Sheets display the official HRSA fiscal year end data including adjustments, de-obligations, etc., that are not accounted for in this tool.

Select a geographic area below.

Nation	HHS Region	State/Territory	County	Congressional District
--------	------------	-----------------	--------	------------------------

District of Columbia ▾

Your search returned 1 results:

District of Columbia Delegate - Eleanor Holmes Norton



Data by Geography – District of Columbia Delegate – Eleanor Holmes Norton

HRSA's programs improve access to health care by strengthening the health care workforce, building healthy communities, and achieving health equity. These programs provide health care to people who are geographically isolated, economically or medically vulnerable.



[Enlarge Map](#)

Data as of 09/30/2018

Click the icons next to each data indicator to display the data detail in the Data Portal or Map Tool.

HRSA Grants

HRSA has thousands of active grants worth billions of dollars to improve and expand health care services for underserved people.

HRSA Grants			
>	Active Grants*: \$253,769,378 through 88 grants to 32 grantees		
>	FY 2019** Awarded Grants: \$0 through 0 grants to 0 grantees		
>	FY 2018 Awarded Grants: \$135,100,419 through 73 grants to 31 grantees		
>	FY 2017 Awarded Grants: \$136,290,372 through 75 grants to 32 grantees		
>	FY 2016 Awarded Grants: \$142,542,230 through 77 grants to 33 grantees		
>	FY 2015 Awarded Grants: \$131,356,297 through 82 grants to 34 grantees		
>	FY 2014 Awarded Grants: \$121,216,999 through 93 grants to 34 grantees		
>	FY 2013 Awarded Grants: \$119,802,709 through 90 grants to 39 grantees		
>	FY 2012 Awarded Grants: \$126,767,428 through 106 grants to 39 grantees		

Health Care and Other Services

HRSA programs provide vital health services for medically vulnerable populations.


Health Care and Other Services			
>	Health Center Service Delivery and Look-Alike Sites: 55		
>	Total Number of Reporting Program Grantees (2017): 8		
>	Ryan White HIV/AIDS Providers: 24		
>	Organ Transplant Programs: 8		
>	National Health Service Corps (NHSC) Approved Sites: 63		
>	National Health Service Corps (NHSC) Full Time Equivalents: 123.63		
>	National Health Service Corps (NHSC) Job Vacancies: 6		

Shortage Areas






HRSA identifies geographic areas, population groups, and facilities with too few primary care, dental, and mental health providers.





3 ways to get data






Data Downloads


- Area Health Resources Files 
- Grants 
- Health Center Service Delivery and Look-Alike Sites 
- Organ Donation and Transplantation 
- Ryan White HIV/AIDS Recipients and Sub-Recipients 

Metadata 

Excel (Approx. 151 KB) 

CSV (Approx. 1.3 MB) 

- Scholarships and Loans 
- Shortage Areas 



Map Services

Map and feature services provide a web-based method for end users to access geographic (map) data. Data.HRSA.gov map and feature services provide access to the spatial data available in the HDW. Services include HRSA data as well as additional layers, such as state and county boundaries, that help establish the geographic context of HRSA-specific data. Map layers can be directly viewed with ArcGIS for Desktop software or through custom applications using the service's REST (URL: <https://gis.hrsa.gov/arcgis/test/>) or SOAP (URL: <https://gis.hrsa.gov/arcgis/services?wsdl>) endpoints.


The services can be used to include data from the data warehouse in custom maps developed with desktop or web-based mapping software. These services allow users to:

- Include HDW data layer(s) in custom-created maps
- Query and filter the data by location or attribute value
- Add data attributes to the existing data
- Select the symbols used to represent map data in each layer
- Create custom feature labels

The connection server is gis.hrsa.gov — see the [ArcCatalog instruction](#) for step-by-step instructions on how to connect to the service.

List of Feature Services

Feature Service	Description
Area Health Education	The Area Health Education Centers (AHEC) Program enhances access to high quality, culturally competent health care through academic-community partnerships to ultimately improve the distribution, diversity, and supply of the primary care health professions workforce who serve in rural and underserved health care delivery sites. The AHEC Program awardees subcontract with community-based AHEC centers in one or more regions of a state. Along with state and local partners, the AHEC programs and centers: (a) recruit and train students from minority and disadvantaged backgrounds into health careers; (b) place health professions students in community-based clinical practice settings — with a focus on primary care; (c) promote inter-professional education and collaborative teams to improve quality of care; and (d) facilitate continuing education measures and programs for health professionals — particularly in rural and underserved areas. This feature service provides information on the Area Health Education Centers (AHEC) Program. The layers can be directly viewed with ArcGIS for Desktop software.



Web Services/APIs

Web services provide a standardized way of integrating web-based applications using Extensible Markup Language (XML), Simple Object Access Protocol (SOAP), and Web Services Description Language (WSDL). The data.HRSA.gov offers web services to allow third party applications to be built using HDW data.

What data is available?

The following web services are currently available:

- Health Center Data — Enables users to query for health centers by state, county or ZIP code. [Metadata](#)
- Ryan White HIV/AIDS Medical Care Provider Data — Enables users to query for HIV/AIDS care providers around a latitude and longitude. [Metadata](#)

For web services details and sample results, please see the [Developer Guide](#).

Getting Started

To access the web services, please complete the [registration form](#). The form requires the following information:

- Two points of contact (primary and alternate)
- Domain from which the data service call will be executed (e.g., hrsa.gov)

Why is registration required?

The registration is required for users to acquire a web token. The token allows the data warehouse to identify the users of the web services. Having this information allows the HDW to identify additional data needs that may benefit users and organizations in the future.

The web token also allows users to be notified of:

- Planned or pending changes to those services that may affect applications
- Planned server outages
- New services as they become available

For help with web services, see the [Developer Guide PDF](#) and reference the terms of use.

Data Download

- <https://data.hrsa.gov/data/download>
- Simply download the latest data.
- 40+ files available across 7 categories
- Multiple file formats

Map Services

- <https://data.hrsa.gov/maps/services>
- Connect to our data via GIS mapping software
- Input data layers directly into your maps
- 11 feature services available

Web Services

- <https://data.hrsa.gov/data/services>
- Bring data on Ryan White providers and HRSA Health Centers directly into your website applications
- Uses technologies such as XML, SOAP, RESTful API, and WSDL.



Live demonstration

<https://data.hrsa.gov/>



Related Data Sites

<https://data.hrsa.gov/related-sites>

(Just in case we don't have the data you need)

Related Data Sites

Additional Sites of Interest

- › CDC's 500 Cities Health Data
- › Data on aging (ACL)
- › Data Visualization Gallery (NCHS)
- › Data.gov
- › HealthData.gov
- › Medicaid Data
- › Medicare Data
- › Medicare/Medicaid Open Payments Data
- › National Data on Quality, Spending, Access to Care, and Outcomes [↗](#)
- › State Health System Performance Scorecard [↗](#)

Health Center Service Delivery Sites

- › Health Center Grantee Profiles
- › Health Center Look-Alike Profiles
- › Health Center National Profile
- › UDS Mapper [↗](#)
- › Uniform Data System (UDS) - Health Center Annual Performance Data at the National and State level

Health Equity

- › 2017 Health Equity Report
- › County Health Rankings & Roadmaps [↗](#)
- › Health Landscape [↗](#)
- › Healthcare Quality and Disparity Data

Health Workforce

- › 2017 State Physician Workforce Data Report [↗](#)
- › Health Workforce Statistics
- › National Center for Health Workforce Analysis
- › NPDB Medical Malpractice and Adverse Action Data
- › NPDB Medical Malpractice and Adverse Action Maps

Healthcare Systems

- › Vaccine Injury Compensation Data

HIV/AIDS

- › Ryan White HIV/AIDS Grants State Profiles



Who?

What?

Where?

What questions do you have?

When?

How?

Why?





Contact Us:

Seth Marcus & Sanjoy Chakraborty

HRSA Office of Information Technology

Health Resources and Services Administration (HRSA)

Email: data@hrsa.gov

Phone: 301-443-2588

Web: <https://data.hrsa.gov>

Twitter: twitter.com/HRSAgov

Facebook: facebook.com/HHS.HRSA