



# Billing and Coding for HIV Care

 PRIMARY CARE  
DEVELOPMENT  
CORPORATION

## Facilitating and Presenting



**Chaim Shmulewitz**  
Project Manager, PCDC



**Maia Morse, MPH, CPC-A**  
Senior Program Manager,  
PCDC

  PrimaryCareDevelopmentCorp  @PrimaryCareDev

## Disclaimer

This webinar is supported by the Health Resources and Services Administration (HRSA) of the U.S. Department of Health and Human Services (HHS) under Grant U69HA30790 (National Training and Technical Assistance, total award \$875,000). This information or content and conclusions are those of the author and should not be construed as the official position or policy of, nor should any endorsements be inferred by HRSA, HHS, or the U.S. Government.

Please read slide verbatim.



## About PCDC

Primary Care Development Corporation (PCDC) is a national nonprofit organization and a community development financial institution catalyzing excellence in primary care through strategic community investment, capacity building, and policy initiatives to achieve health equity.



## **Sustainable Strategies for Ryan White HIV and AIDS (RWHAP) Community Organizations**

PCDC's HIV care and treatment capacity building assistance program provides **free training and technical assistance** to AIDS Service Organization (ASOs) and Community Based Organizations (CBOs) with the goal of revising and/or developing service models to increase engagement and retention in care of People Living with HIV (PLWH).

Please do not read slide – speaker notes only: Through PCDC's Sustainable Strategies for Ryan White HIV Program Community Organizations, we provide free training and technical assistance to RWHAP-funded ASOs and CBOs to increase their capacity to improve engagement and retention of PLWH in care by enhancing service models or partnering with service providers in the health care system.

This is a 3 year, HRSA-HAB funded, cooperative agreement under the Division of Policy and Data (DPD), Evaluation Analysis and Dissemination Branch. Our Program Officer is Michael Evanson.

## Follow up Office Hour!

- Looking for:
  - a deeper dive?
  - individual level support?
  - further discussion on billing & coding?
- Join us for a drop-in “office” hour with the expert from today’s webinar
- Monday, March 2 at 2:00 E/1:00 C/12:00 M/11:00 P
- Registration link  
([https://pcdc.zoom.us/webinar/register/WN\\_YBrAOGwYTH29Iw4yac3zAA](https://pcdc.zoom.us/webinar/register/WN_YBrAOGwYTH29Iw4yac3zAA)) will be included in the post-webinar email



# Learning Objectives

- Intro to Billing and Coding for Primary Care Services
- HIV Care Considerations
- Screening for Other STIs
- The Billing and Coding Team
- Carrier Contracting
- Provider Credentialing
- Reimbursement for PrEP and PEP

## Organizational Sustainability

Organizational “Sustainability” = ability to sustain services over the long term allowing for continual fulfillment of mission

What role does billing & coding play in organizational sustainability?

When thinking about sustainability it's important to remember that proper billing & coding is crucial to maximizing your organization's reimbursement, avoiding missed revenue opportunities, and ensuring the continual provision of services. Whether your organization is currently exploring setting up a billing team or may already have years of experience, today's presentation contains information that will help you develop your organization's long-term fiscal sustainability. However, there are potential pitfalls that can hinder your organization's ability to utilize the knowledge you'll learn today. Conversely, these same variables can enable your organization to vastly improve its billing & coding services when done correctly.



## An Example: Software

**Electronic  
Medical  
Records  
(EMR)**  
software  
provides the  
ability to  
maintain a  
digital patient  
medical  
record.

- Physician access to patient information, including diagnoses, allergies, past histories, laboratory results, medications, etc.
- Access to current and previous test results performed by providers in multiple care settings
- Computerized provider order entry and decision support systems to prevent drug interactions
- Secure electronic communication with other providers and patients
- Patient access to health records, disease management tools, and health information resources
- Computerized administration processes, such as scheduling
- Standards-based electronic data storage and reporting for patient safety and disease surveillance efforts

A pertinent example of this is software. Selecting and utilizing electronic medical records, EMRs, and practice management software is absolutely vital to the billing process and improving the overall quality of your services. Both administrative and clinical duties are streamlined ensuring safety and efficiency.

## An Example: Software

**Practice Management (PM)** software provides the mechanism to monitor all operations within the practice/clinic including, but not limited to:

- Maintaining patient demographic information
- Appointment scheduling and insurance verification
- Insurance plan maintenance
- Billing operations
- Report generation

The practice management software not only includes your scheduling tools, which govern how you organize your patient appointments and keep track of which providers are booked at what times, but most importantly for our purposes, it also helps your staff manage the billing cycle.

# An Example: Software

## Selection Criteria

- Number and types of providers and clinical support staff
- Number of non-clinical office staff
- Complexity of the software system – user friendly
- Billing module functionality
- Flexibility/Scalability
- Specialty specific software vs. general software
- EMR templates – ease of creation and use
- EMR reporting capabilities

CMS has certain standards for EMR software and has certified the software brands meeting these standards. Verify the EMR software certification at <https://chpl.healthit.gov>.

When purchasing or updating software think about criteria that are listed here as well as other criteria that are important to your individual organization. Perform research and attend software demonstrations to better understand your options. EMR reporting capabilities is especially important to partake in value-based healthcare incentive and quality programs. Make sure the reporting capability meets your needs. CMS has certain standards for EMR software and has certified the software brand that meet these standards. During today's webinar you'll learn about other aspects of billing, such as contracting and credentialing, that can be barriers to maximizing your organization's billing potential if not done correctly. We encourage each one you when you leave here today to think about what may be organizations billing operations and how that can be improved.

# Intro to Billing and Coding for Primary Care



## ICD-10 Codes

- ICD-10-CM (International Classification of Diseases, Tenth Revision, Clinical Modification) is a system used to classify diseases and other health problems, including symptoms, injuries, and diseases
- First versions of disease classifications developed in 1850s
- Used by the World Health Assembly and the World Health Organization (WHO)

<https://searchhealthit.techtarget.com/definition/Current-Procedural-Terminology-CPT>

## ICD-10 Coding Basics

- Code to the highest degree of specificity
  - Codes may have three, four, five, six, or seven characters, and is invalid if it doesn't have the full number of characters
- Code a diagnosis only when it is **certain**
  - An uncertain diagnosis may be preceded by the words:
    - Probable
    - Suspected
    - Questionable
    - Rule out
    - Differential
  - Code the signs, symptoms, and abnormal test result(s) when a definitive diagnosis has not been determined

Specificity:

Describe each condition to the highest level of specificity:

Consider:

- With or without exacerbation
- With or without complications
- Acute versus chronic
- Severity – mild, moderate, severe
- Stages or types
- Controlled or uncontrolled
- Underlying case
- Location or site, including laterality, specific site within a body type (upper outer quadrant, lower inner quadrant, etc)

## ICD-10 Code Structure

- Organized into an alphabetic index
- Each codes begins with a letter and up to seven total characters
- Commonly used ICD-10 codes:
  - **E11.9** – Type 2 diabetes mellitus without complications
  - Codes with more characters include greater specificity
    - Eg. **E11.3513** – Type 2 diabetes mellitus with proliferative diabetic retinopathy with macular edema - bilateral

7<sup>th</sup> character '3' denotes bilateral

## ICD-10 for Chronic Conditions

- Acute vs Chronic
  - When coding for both acute and chronic conditions within the same visit, the acute code is sequenced first
- Chronic conditions treated ongoing may be coded/reported as many times as the patient receives care for the condition
- Code all co-existing conditions at the time of the encounter/visit (but not conditions treated previously or that no longer exist)

Can code 4 conditions for CPT code



## ICD-10 – Identifying the Episode of Care

- 7<sup>th</sup> character added at the end of an ICD-10 code to identify the episode of care
- A – Initial Encounter
  - Initial visit (for treatment or active care) of a new illness, injury or condition
  - May be used more than once by the same provider if active care is still being provided such as surgical treatment, emergency department encounter, and evaluation and treatment by a new physician

<https://www.aapc.com/blog/27096-initial-subsequent-sequela-encounter/>

## ICD-10 – Identifying the Episode of Care

- D – Subsequent Encounter
  - Encounters after patient has received active treatment for an injury or illness and is receiving routine treatment during healing/recovery phase
  - No limit on the number of times code can be used

<https://www.aapc.com/blog/27096-initial-subsequent-sequela-encounter/>

## ICD-10 – Identifying the Episode of Care

- S – Sequela
  - Late effects - a condition or complication that arises after the acute portion of an illness or injury has terminated
  - Ensure proper reference to the previous illness or injury in the visit note
  - Typically use two codes
    - Residual condition reported **first**
    - Cause for residual effect or recurrence coded **second**

<https://www.aapc.com/blog/27096-initial-subsequent-sequela-encounter/>

Example scar as sequela of a burn

Perhaps the most common sequela is pain. Many patients receive treatment long after an injury has healed as a result of pain. Some patients might never have been treated for the injury at all. As time passes, the pain becomes intolerable and the patient seeks a pain remedy.

## ICD-10 Coding Considerations

- General Medical Examinations with Abnormal Findings – report **Z00.1** as primary code
  - Report abnormal findings as additional codes
  - “An examination that is newly identified or a change in severity of a chronic condition (such as uncontrolled hypertension, or an acute exacerbation of chronic obstructive pulmonary disease) during a routine physical examination.”

## CPT Codes

- Current Procedural Terminology (CPT) is a medical code set used to report medical, surgical, and diagnostic procedures and services performed by healthcare providers in the US
- Three categories of medical procedure codes:
  - **Category I** – most commonly used five-digit numeric codes; used for medical services, procedures, and professional services (+7k codes)
  - **Category II** – optional performance measurement tracking codes; used for Physician Quality Reporting System (PQRS) to provide outcome measurement for certain conditions
  - **Category III** – temporary codes assigned by AMA for emerging technology, services, and procedures

<https://searchhealthit.techtarget.com/definition/Current-Procedural-Terminology-CPT>



21

Category 1 – updated annually by the AMA

Category 2 – PQRS is an incentive-based program developed by CMS to record evidence-based measures. Located in the back of the CPT book. Alphanumeric codes with a letter “F” in the last positions (Statin Therapy 4013F). Reported in addition to E/M services or clinical CPT1 codes

Insurance companies pay for services that are described by a CPT® code and performed by a licensed practitioner or for work performed under the supervision of a licensed practitioner. Services are paid based on a fee associated with each CPT® code. In some instances, a set of services will be reimbursed at a “bundled” rate instead of based on fee-for-service. (A bundled payment covers multiple services and may include services provided by two or more providers for a single episode of care.) The American Medical Association develops these CPT® codes to describe services performed by healthcare providers. Individual insurance companies and state Medicaid programs are free to develop a set of reimbursement and payment guidelines, and are not required to cover all services described by a CPT® code.

## Evaluation and Management Coding

- Describe a provider's service to a patient including evaluating the patient's condition(s) and determining the management of care required to treat the patient
- Most common CPT codes used by primary care providers
- May also include services based only on the time spent with the patient

## Components of E/M Service

1. History
2. Exam
3. Medical decision-making (MDM)
4. Counseling
5. Coordination of care
6. Nature of presenting problem
7. Time

Considered key components to determining level of E/M service

First three components must be included in the documentation of the patient encounter

## E/M - History

- Four components:
  - Chief Complaint
  - History of present illness (HPI)
  - Review of Systems (ROS)
  - Past, Family, and Social History (PFSH)

If no chief complaint is documented, the service is considered preventive and reported using preventive service code



## E/M - Exam

- Exam
  - Must be performed by provider, not ancillary staff
  - Avoid using language such as 'unremarkable' and 'non-contributory' or 'negative' or 'normal'
- Scored as follows:
  - Problem-Focused: 1-5 elements identified by a bullet.
  - Expanded Problem-Focused: At least 6 elements identified by a bullet.
  - Detailed: 9/12 bullets must be properly documented, and the affected area/system is examined in detail.
  - Comprehensive: Documentation of all areas identified by a bullet in the

Examination				
Body Areas: <ul style="list-style-type: none"> <li>• Head, including face, neck, abdomen, genitalia, groin, buttocks</li> <li>• Chest, including breast and axilla, each extremity, back, including spine</li> </ul> Organ Systems: <ul style="list-style-type: none"> <li>• Constitutional Respiratory Musculoskeletal Psychiatric</li> <li>• Cardiovascular GI Skin Hem/Lymph/Imm</li> <li>• ENMT, GU Neurological Eyes</li> </ul>	1 body area or organ system	2-7 systems – limited exam	2-7 systems – detailed exam	8 or more systems
	Problem Focused	Expanded Problem Focused	Detailed	Comprehensive

## E/M – Medical Decision Making

- Diagnoses being treated
  - The level of risk **MUST** be assigned to each encounter as it mirrors the medical necessity of the documentation.
- The level of risk is broken down into 3 categories:
  1. Presenting Problem
  2. Diagnostic Procedure
  3. Management Options
  - The highest level selected, within the above three areas, indicates the level of risk.

# Medical Necessity

- Justification of care provided based on:
  - Knowledge of the emergent nature or severity of patient's complaint or condition
  - All signs, symptoms, complaints or background facts describing the reason for care

# E/M – The Whole Picture

History	Exam	Medical Decision Making
<ul style="list-style-type: none"><li>• Chief Complaint</li><li>• History of Present Illness (HPI)</li><li>• Review of Systems (ROS)</li><li>• Past, Family, Social History (PFSH)</li></ul>	<ul style="list-style-type: none"><li>• Constitutional</li><li>• Eyes</li><li>• Ears, Nose, Throat, Mouth</li><li>• Cardiovascular</li><li>• Respiratory</li><li>• Gastrointestinal</li><li>• Genitourinary</li><li>• Musculoskeletal</li><li>• Skin</li><li>• Neurological</li><li>• Psychiatric</li><li>• Hematologic/lymphatic/immunologic</li></ul>	<ul style="list-style-type: none"><li>• Number of diagnosis and management options</li><li>• Amount and complexity of data to be reviewed</li><li>• Level of risk</li></ul>

# An Example

Established patient office visit table				
HISTORY	Problem focused	Expanded problem focused	Detailed	Comprehensive
EXAM	Problem focused	Expanded problem focused	Detailed	Comprehensive
MEDICAL DECISION MAKING	Straightforward	Low	Moderate	High
LEVEL OF VISIT	99212	99213	99214	99215

## Modifiers

- Added to CPT and HCPCS Level II codes to report specific circumstances or alterations to a procedure, service, or medical equipment
- When applicable, modifiers should be reported immediately after the code
- Modifiers frequently used for E/M services:
  - Modifier 50 – service performed bilaterally
  - Modifier 76 – exact same service repeated by the same physician or another physician of the same specialty and same group practice.

# HIV Care Considerations





## Case Study

### Preventive Medicine Counseling Codes

#### Example:

A 17-year-old patient presents to her gynecologist to discuss contraception options and safe sex. The physician counsels the patient on the various methods and suggests an HIV test. The patient agrees, but then declines the HIV screening test. The physician spent 45 minutes counseling the patient.

- CPT Code 99403
- CPT Code 99401
- CPT Code 99404

© 2012 American Medical Association. All rights reserved.

Remember: Because 99401-99404 are time-based, your physician must document the amount of face-to-face time spent counseling, and the content of the counseling is crucial. Notes for the counseling visit should include references to pamphlets or other materials the physician reviewed with the patient

# HIV Diagnosis Codes

ICD-10 Code	Description	Use For
<b>Z11.4</b>	Encounter for screening for human immunodeficiency virus	[HIV] HIV screening
<b>Z20.2</b>	Contact with and (suspected) exposure to infections with a predominantly sexual mode of transmission	HIV, STI screening
<b>Z20.6</b>	Contact with and (suspected) exposure to infections with a predominantly sexual mode of transmission	HIV screening
<b>Z51.81</b>	Encounter for therapeutic drug level monitoring	PrEP monitoring
<b>Z72.51</b>	High risk heterosexual behavior	HIV, STI screening
<b>Z72.52</b>	High risk homosexual behavior	HIV, STI screening
<b>Z72.53</b>	High risk bisexual behavior	HIV, STI screening

## ICD-10 Codes for HIV Screening

ICD-10 Code	Description	Situation
<b>B20</b>	HIV-1 Disease (AIDS)	Positive result with symptoms
<b>B97.35</b>	HIV-2 as the cause of diseases classified elsewhere	Positive result with symptoms
<b>Z00.00</b>	Routine medical exam	Routine visit
<b>Z11.3</b>	Screening for infections with a predominantly sexual mode of transmission	Determine HIV status
<b>Z11.59</b>	Special screening-viral disease	Determine HIV status
<b>Z21</b>	Asymptomatic HIV infection	Positive result with symptoms
<b>Z72.89</b>	Other lifestyle problems	Self-damaging behavior Known risk for HIV

The use of the correct diagnosis code(s) on the claims is imperative to identify these services as preventive services and to show that the services were provided within the guidelines for coverage as preventive services. The patient's medical record must clearly support the diagnosis of high/increased risk for STIs and the service provided – education, skills training, and guidance on how to change sexual behavior - as required for coverage.

## Nuances of HIV Screening

- Recommended Population for Screening:
  - Screening in individuals who are age 15–65
  - Younger and older individuals who have increased risk
  - All pregnant women be screened, and any woman who presents while in labor whose HIV status is unknown.
- Medicare:
  - Medicare allows for annual screening of all individuals who are at increased risk, including anyone who asks for the test and pregnant women.
  - For pregnant women, Medicare covers the test three times per pregnancy.
- Commercial Payors:
  - Screening is covered by all commercial payors, but they may set their own guidelines for the frequency of screening because the USPSTF does not give a frequency recommendation

[https://www.nastad.org/sites/default/files/BillingCodeGuide\\_v4\\_Final\\_2016.pdf](https://www.nastad.org/sites/default/files/BillingCodeGuide_v4_Final_2016.pdf)

United States Preventive Services Task Force (USPSTF)

## HIV Screening in a Non-Primary Care Setting

- A screening test may be denied because:
  - The test was done in a setting in which a bundled payment was negotiated for the service, and the screening is not included in the negotiated rate.
  - The patient is already diagnosed with the condition, and no longer needs to be screened for the illness.
  - An incorrect diagnosis is reported.
  - The payer has established frequency limits for the service.<sup>1</sup>
  - Modifier 33 was not appended to the CPT® or HCPCS code.

[https://www.nastad.org/sites/default/files/BillingCodeGuide\\_v4\\_Final\\_2016.pdf](https://www.nastad.org/sites/default/files/BillingCodeGuide_v4_Final_2016.pdf)

## Medicare HIV Codes

- Medicare pays for voluntary HIV screening a maximum of once annually for beneficiaries at increased risk for HIV infection
- Medicare pays for voluntary HIV screening of pregnant beneficiaries a maximum of three times per term of pregnancy beginning with the date of the first test when ordered by the woman's clinician: (1) when the diagnosis of pregnancy is known (2) during the third trimester, and (3) at labor, if ordered by the woman's physician.

Rapid HIV tests give you results in about 20 minutes. Other tests take longer because they need to be sent out to a lab.

## Medicare HIV Codes

Rapid HIV screening tests are reported using the following HCPCS G-Codes:

- **G0432** - Infectious agent antibody detection by enzyme immunoassay (EIA) technique, HIV-1 and/or HIV-2, screening
- **G0433** - Infectious agent antibody detection by enzyme-linked immunosorbent assay (ELISA) technique, HIV-1 and/or HIV-2, screening
- **G0435** - Infectious agent antibody detection by rapid antibody test, HIV-1 and/or HIV-2, screening
- **G0475** - HIV antigen/antibody, combination assay, screening

You can either get an "anonymous" or "confidential" HIV test, depending on the laws in the state. "Confidential" testing means your name is on the test, and the results go in your medical records. Doctors and insurance company may also see the results. If the test is positive, your results are sent to your local health department, so they know the rates of HIV in your area. But results are protected by privacy laws, so nobody else can see them without permission.

"Anonymous" testing means your name isn't on the test. You get an ID number that is used to find out your results. Results won't go in medical records, and they won't be sent to an insurance company or the health department.



## Medicare HIV Codes

### Medicare Counseling Code **G0445:**

High intensity behavioral counseling (HIBC) to prevent sexually transmitted infection; face-to-face, individual, includes: education, skills training and guidance on how to change sexual behavior; performed semi-annually, 30 minutes

- G0445 may be paid on the same date of service as an annual wellness visit (AWV), evaluation and management (E&M) code, or during the global billing period for obstetrical care, but only one G0445 may be paid on any one date of service.
- If billed on the same date of service with an E&M code, the E&M code should have a distinct diagnosis code other than the diagnosis code used to indicate high/increased risk for STIs for the G0445 service. **An E&M code should not be billed when the sole reason for the visit is HIBC to prevent STIs.**

The use of the correct diagnosis code(s) on the claims is imperative to identify these services as preventive services and to show that the services were provided within the guidelines for coverage as preventive services. The patient's medical record must clearly support the diagnosis of high/increased risk for STIs and clearly reflect the components of the HIBC service provided – education, skills training, and guidance on how to change sexual behavior - as required for coverage.



## Lab Test for HIV and other STIs

- HIV screening has an ‘A’ rating from the USPSTF and is covered by Medicare, Medicaid and commercial insurance companies
  - No co-pay or deductible should be applied to a service with a USPSTF “A” or “B” rating.
- No specific screening intervals are suggested but there are recommendations

[https://www.nastad.org/sites/default/files/BillingCodeGuide\\_v4\\_Final\\_2016.pdf](https://www.nastad.org/sites/default/files/BillingCodeGuide_v4_Final_2016.pdf)

## Modifiers for HIV Screening

- **Modifier 33 – Preventive Service:**
  - When the primary purpose of the service is the delivery of an evidence-based service in accordance with a USPSTF “A” or “B” rating in effect and other preventive services identified in preventive services mandates (legislative or regulatory), the service may be identified by adding 33 to the procedure. For separately reported services specifically identified as preventive, the modifier should not be used.
  - Use modifier 33 on the CPT code for HIV screening. This informs the payer that the service is a service recommended by the USPSTF.

[https://www.nastad.org/sites/default/files/BillingCodeGuide\\_v4\\_Final\\_2016.pdf](https://www.nastad.org/sites/default/files/BillingCodeGuide_v4_Final_2016.pdf)

## Modifiers for HIV Screening

- **Modifier 92** - Alternative Laboratory Platform Testing:
  - When laboratory testing is being performed using a kit or transportable instrument that wholly or in part consists of a single use, disposable analytical chamber, the service may be identified by adding modifier 92 to the usual laboratory procedure code (HIV testing 86701–86703, and 87389).
  - Use this modifier on the HCPCS codes for Medicare patients, G0432, G0433, G0435.

[https://www.nastad.org/sites/default/files/BillingCodeGuide\\_v4\\_Final\\_2016.pdf](https://www.nastad.org/sites/default/files/BillingCodeGuide_v4_Final_2016.pdf)

# Screening for Other STIs



 PRIMARY CARE  
DEVELOPMENT  
CORPORATION

# Screening for Syphilis

- **Recommendation:**
  - One annual screening for syphilis in men and women at increased risk
  - Pregnant women, one screening per pregnancy and two additional screenings in the third trimester and at delivery if patient is at increased risk for STIs

CPT Code	Description
86592	2 Syphilis test, non-treponemal antibody; qualitative (eg, VDRL, RPR, ART)
86593	Syphilis test, non-treponemal antibody; quantitative
86780	Treponema pallidum

# Screening for Gonorrhea

- **Recommendation:**
  - One annual screening for gonorrhea women who are NOT at increased risk
  - Pregnant women, up to two screenings per pregnancy for patients at increased risk
  - Not enough data to recommend screening in men

CPT Code	Description
87590	Infectious agent detection by nucleic acid (DNA or RNA) Neisseria gonorrhoeae, direct probe technique
87591	Infectious agent detection by nucleic acid (DNA or RNA) Neisseria gonorrhoeae, amplified probe technique
87592	Infectious agent detection by nucleic acid (DNA or RNA) Neisseria gonorrhoeae, quantification

# Screening for Hepatitis B

- Recommendation:
  - Screening for at risk individuals, no frequency recommended
  - Pregnant women, screening recommended at the first visit
    - Medicare covers an additional screening at delivery for patients with increased risk

CPT Code	Description
	Infectious agent antigen detection by immunoassay technique, (eg, enzyme immunoassay [EIA], enzyme-linked immunosorbent assay [ELISA], immunochemiluminometric assay [IMCA]) qualitative or semiquantitative, multiple-step method
87340	hepatitis B surface antigen (HBsAg)
87341	hepatitis B surface antigen (HBsAg) neutralization

## Screening for Chlamydia

- Recommendation:
  - One annual screening for women at increased risk
  - Pregnant women, up to two screenings per pregnancy for individuals at increased risk for STIs
  - Not enough information to recommend screening in men

CPT Code	Description
86631	Antibody Chlamydia
86632	Antibody Chlamydia, IgM
87110	Culture, chlamydia, any source
87270	Infectious agent antigen detection by immunofluorescent technique chlamydia trachomatis
87320	Infectious agent antigen detection by immunoassay technique (eg, enzyme immunoassay {EIA}, enzyme-linked immunosorbent assay [ELISA], immunochemiluminometric assay [IMCA] ) qualitative or semiquantitative, multiple-step method, chlamydia trachomatis
87490	Infectious disease agent detection by nucleic acid (DNA or RNA) Chlamydia trachomatis, direct probe technique
87491	Infectious diseases agent detection by nucleic acid (DNA or RNA) Chlamydia trachomatis, amplified probe technique
87810	Infectious agent antigen detection by immunoassay with direct optical observation chlamydia trachomatis



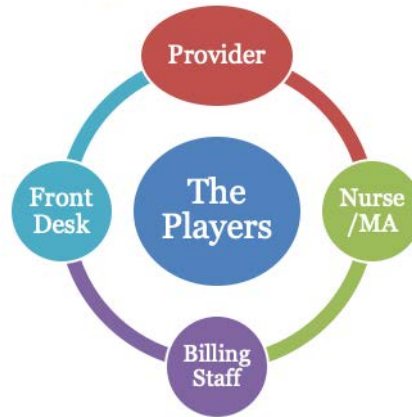
# Screening for Chlamydia

CPT Code	Description
86631	Antibody Chlamydia
86632	Antibody Chlamydia, IgM
87110	Culture, chlamydia, any source
87270	Infectious agent antigen detection by immunofluorescent technique chlamydia trachomatis
87320	Infectious agent antigen detection by immunoassay technique (eg, enzyme immunoassay {EIA}, enzyme-linked immunosorbent assay [ELISA], immunochemiluminometric assay [IMCA] ) qualitative or semiquantitative, multiple-step method, chlamydia trachomatis
87490	Infectious disease agent detection by nucleic acid (DNA or RNA) Chlamydia trachomatis, direct probe technique
87491	Infectious diseases agent detection by nucleic acid (DNA or RNA) Chlamydia trachomatis, amplified probe technique
87810	Infectious agent antigen detection by immunoassay with direct optical observation chlamydia trachomatis

# The Billing and Coding Team



## Who is Involved in Billing and Coding



## Role of the Front Desk Staff

- Captures demographic information such as
  - Date of Birth
  - Insurance ID

Critical for claims submission and proper HCC compliance

HCC- Hierarchical condition category – chronic conditions grouped into categories with predictive cost patterns, and then ranked based on predicted cost (risk).  
Based on ICD-10 codes submitted by practice

## **Role of the Medical Assistant (MA) and Nurse**

- Typically initiates the patient encounter.
- Performs and documents a portion of the patient visits which may include:
  - Identifying the chief complaint
  - Review of the individual's medical and social history
  - Review of the individual's risk factors for depression or other mood disorders

## Role of the Provider

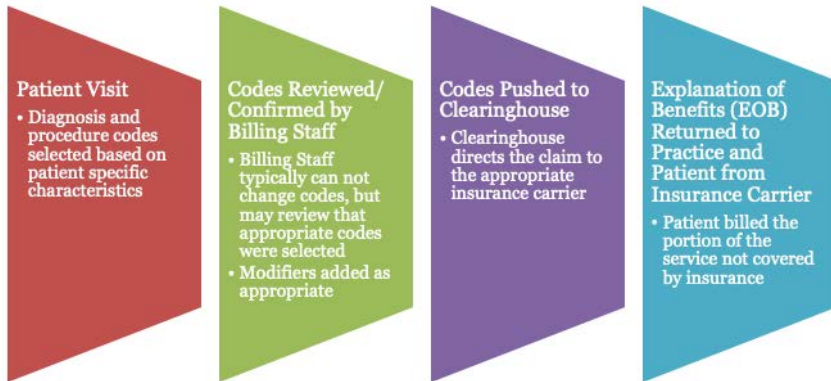
- Performs patient visit and documents encounter
- Selects appropriate **diagnosis code**, based on patient condition(s) and **procedure code**, based on length and complexity of the encounter

## Role of Billing Staff

- Reviews and confirms that the correct diagnosis and procedure codes were selected by the provider
  - May involve reviewing and analyzing patient records

Billing and Coding staff can not change the codes selected for the visit. All changes to visit coding must be performed by billing provider

# The Billing Process

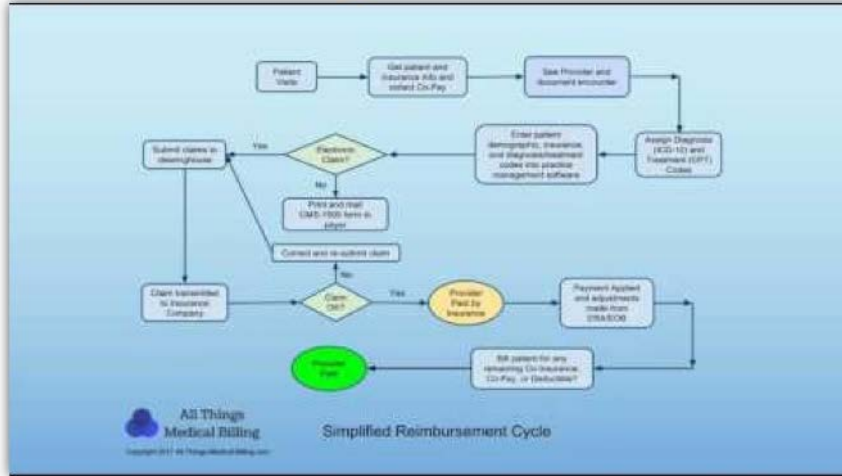




## Revenue Cycle Management

- Revenue cycle management is a process that helps organizations get paid the full amount for services as quickly as possible.
- Healthcare revenue cycle management is unique because bills and claims are usually processed over a long period of time. Oftentimes claims go back and forth between payers and providers for months until all issues have been resolved.
- Patients may not always have the funds available to immediately pay medical bills for anything not covered by insurance.

# Basic Steps of Revenue Cycle Management



# Carrier Contracting



 PRIMARY CARE  
DEVELOPMENT  
CORPORATION

# Carrier Contracting

## *Key Definitions*

- **Health Maintenance Organization (HMO)** HMOs offer comprehensive coverage for both hospital and physician services. They may contract for either capitated or fee-for-service reimbursements. Typically, HMO patients have restricted (or no) access to out-of-network services and may require primary care physicians to act as “gatekeepers” of medically necessary care (referrals).
- **Preferred Provider Organization (PPO)** PPOs offer patient benefits at a reasonable cost by providing incentives to use in-network providers. These incentives can be lower deductibles and copays. Physician reimbursement is usually fee-for-service. Patients who wish to access physicians outside the network usually may do so at a higher out of pocket expense.
- **Point of Service (POS)** A point-of-service plan is a type of managed care plan that is a hybrid of HMO and PPO plans. Like an HMO, participants designate an in-network physician to be their primary care provider. But like a PPO, patients may go outside of the provider network for health care services.

- Elaborate on the different types of current healthcare carrier models
- - Describe the differences between the types of plans allowing for a better understanding of how a plan affects office operations, (authorizations), carrier contracting, finances (deductibles) and other important factors

# Carrier Contracting

## *Key Definitions*

- **Medicare/Medicaid** These programs have traditional delivery systems as well as managed care models in some areas. The managed care products are contracted through various managed care organizations and may require additional contracts and credentialing.
- **Managed Care Organization (MCO)** An organization that combines the functions of health insurance, delivery of care, and administration. Examples include the independent practice association (IPA), third-party administrator, management service organization, and physician-hospital organization.

- Elaborate on the different types of Medicare/Medicaid plans
- Explain the federal government's incentive towards enrolling eligible beneficiaries in managed care programs

## Carrier Contracting

- Research Carriers in your area. Consider the following:
  - Market share
  - Do they have group contracts and are these agreements with large or small employers?
  - Proximity of other participating providers, including specialists to whom you may refer
  - Local in-network hospitals
- Contact the Provider Relations Department
  - Inquire how applications are handled (paper, electronic, Council for Affordable Quality Healthcare - CAQH)
  - Request a copy of the plan's fee schedule
- Review your local Medicare Administrative Contractor (MAC) covered services and fee schedule(s)
- Research regional Managed Care Plans and fee schedules
- Research regional Local and Union Plans and fee schedules
- Research regional ACO (Accountable Care Organizations)/IPAs

- Discuss how best to determine which carriers work best for each individual practice/clinic
- Evaluate the patient population the practice/clinic serves

# Carrier Contracting

## Important Tips:

- Compile a list of the practice/clinic's billing CPT codes in order to review and compare carrier fee schedules
- Compare commercial/managed care fee schedules
- Confirm coverage for any highly specialized services performed
- If your practice/clinic is providing a highly specialized service not readily offered by other providers in your area, be sure to advise the carrier during your contract negotiations
- Obtain data from your billing system and review payment history by:
  - (1) Carrier
  - (2) CPT-4 procedure code
- Develop a carrier grid by plan and CPT code to review and compare reimbursement rates for the various plans
- Review and compare existing contracts to identify variances in reimbursement rates and determine which contract terms may need to be reevaluated

-Review tips and best practices to initiate carrier contracting process



# Provider Credentialing





## Provider Credentialing

- Credentialing is a process used to evaluate the qualifications and practice/clinic history of a provider
- This process includes a review of completed education, training, residency, board certification and licenses
- The information obtained from the State Licensing Department/Office of the Professions will provide information regarding the licensing and/or professional certification requirements for individual provider types
- The credentialing process may take several weeks to months to complete

- Credentialing is a tedious verification process of a provider's education, licensure, certification and experience
- Maintaining up-to-date provider files is imperative for both H/R and Credentialing purposes

## Provider Credentialing

- A provider should refrain from rendering services without proper credentialing in place. Insurance carriers will not reimburse any services performed by a non-credentialed provider
- According to the Federal Register, it is considered fraudulent to bill for the services of a provider under another provider's name and carrier ID number due to credentialing status
- Some insurance carriers will backdate the contract effective date. However, this is not common practice

-Services must be billed in the name and NPI # of rendering provider. The only exception exceptions would be Medicare's incident-to guidelines and locum tenens/ reciprocal billing arrangements

# Provider Credentialing

- State License
- Drug Enforcement Administration (DEA) Certificate
- Board Certification
- Diploma-(copy of highest level of education completed)
- Educational Commission for Foreign Medical Graduates (ECFMG) Certificate (required if educated outside of the US)
- Certificates of completion for all medical training (internship, residency, fellowship)
- National Provider Identification (NPI)
- Curriculum Vitae (months & years required)
- Hospital Affiliations & Privileges
- Proof of Continuing Education
- Malpractice Face Sheet
- Explanation of any pending or settled malpractice cases during the last five years
- Clinical Laboratory Improvement Amendments (CLIA) Certification
- W-9
- Current drivers license

*Professional credentialing verification and documentation requirements will vary according to carrier specific credentialing guidelines.*

## - Credentialing process:

- Check all collected documentation for expiration and/or recertification dates
- If a document has expired, a current document must be obtained prior to submission
- If document scanning is available, create a provider credentialing file and scan all documentation

## Provider Credentialing

- A spreadsheet should be developed to better track your practice/clinic's credentialing efforts.
- In addition to the credentialing items noted in the previous slide, the spreadsheet should include the following fields:
  - Carrier Name
  - Application Type (paper, CAQH, electronic)
  - Submission Date
  - Verification of Submission
  - Additional Information Requested
  - Carrier Contact Information
  - Notes

- Explain use of spreadsheet for tracking purposes
- Be careful when entering plan names, as many have similar sounding names (The Empire Plan and Empire BC/BS)
- Complete the application thoroughly

## Provider Credentialing

- Once the application process has begun, record the names of the insurance carriers, and the date the applications were completed
- Create a “NOTES” section to maintain pertinent information regarding the process
- Be sure to maintain meticulous records for submissions (copies of the application, electronic confirmation sheet, CAQH reference number, etc.)
- If mailing information, issue all correspondence via Certified mail, Return Receipt Requested

-Although a growing number of payers use the CAQH Universal Provider Datasource® and credentialing software can reduce the paperwork, most practices still manage this information “manually”.

-When applications are completed with supporting documentation, scan/copy the application and all of the supporting documentation for internal purposes

## Provider Credentialing

- Follow-up within two weeks of submission to confirm receipt of the application
- Inquire with Carrier regarding their Credentialing Committee meeting schedule
- Document missing information requests in the spreadsheet, along with the corresponding subsequent submission dates of these documents
- Be sure to obtain confirmation of any follow-up submissions

- When speaking with a carrier representative, always be sure to obtain a name and reference number.
- Document all notes and information on the spreadsheet

## Provider Credentialing

- The credentialing grid should also be utilized to assist with “expirables management.” The following items will expire and should be carefully tracked to maintain up-to-date Provider credentials:
  - State License
  - DEA License
  - Malpractice
  - Board Certification
  - Hospital Reappointment
  - Driver’s License
  - CLIA Certificate
  - Cardiopulmonary resuscitation (CPR)/Automated External Defibrillator (AED) Certification
- The re-credentialing date for each carrier should also be tracked
- Re-credentialing dates vary by carrier (e.g., annual, every 2 years)

- Track the expiration dates of any documents that can expire. Use the spreadsheet as your tracking tool.
- Expired documentation will halt the re-credentialing process.

# Reimbursement for PrEP and PEP Services





## Procedure Codes for PrEP and PEP Medical Office Visit

- CPT Codes:
  - 99201–99205 for “new” patients
  - 99211–99215 for “established” patients
- Who Can Perform the Service:
  - Credentialed physicians, APRN, and PAs
- The selected code should be based on the time spent with the patient
  - If counseling dominates the visit, use time in minutes to select the code. Document the total face to-face time of the service, and the statement that more than 50% of the time was spent in discussion and the nature of the discussion.

[https://www.nastad.org/sites/default/files/BillingCodeGuide\\_v4\\_Final\\_2016.pdf](https://www.nastad.org/sites/default/files/BillingCodeGuide_v4_Final_2016.pdf)

(e.g., I spent 15 minutes in face-to-face with Mr. XXX discussing the risks, benefits, limitations, possible complications, dosing, importance of adherence, and required conditions for continued prescribing of PrEP. He voiced an understanding and wishes to proceed).

# Preventive Medicine Procedure Codes

- CPT Codes:
  - Preventive medicine counseling and/or risk factor reduction intervention(s) provided to an individual (separate procedure)
    - 99401 approximately 15 minutes
    - 99402 approximately 30 minutes
    - 99403 approximately 45 minutes
    - 99404 approximately 60 minutes
  - Preventive medicine counseling and/or risk factor reduction intervention(s) provided to individuals in a group setting (separate procedure)
    - 99411 approximately 30 minutes
    - 99412 approximately 60 minutes

[https://www.nastad.org/sites/default/files/BillingCodeGuide\\_v4\\_Final\\_2016.pdf](https://www.nastad.org/sites/default/files/BillingCodeGuide_v4_Final_2016.pdf)

## Preventive Medicine Procedure Codes (cont.)

- These time-based codes are used to document preventive counseling in patients without a diagnosis. Counseling for PrEP adherence in patients without HIV fits into this description.
- According to the CPT® book, “Risk factor reduction services are used for persons without a specific illness for which the counseling might otherwise be used as part of treatment.”
- The codes in the 99401–99404 series are for individual counseling and codes 99411 and 99412 are for group counseling.
- Document the time of the face-to-face counseling in the medical record and describe the counseling.
- These codes have a status indicator of “non-covered” for Medicare, but some private payers recognize and will reimburse for them.

[https://www.nastad.org/sites/default/files/BillingCodeGuide\\_v4\\_Final\\_2016.pdf](https://www.nastad.org/sites/default/files/BillingCodeGuide_v4_Final_2016.pdf)

## PrEP & PEP Billing Codes

Category	ICD-10 Code	Description
<b>Contact with and (suspected) exposure to communicable diseases</b>	<b>Z20.6</b>	Contact with and (suspected) exposure to HIV
	<b>Z20.2</b>	Contact with and (suspected) exposure to infections with a predominantly sexual mode of transmission
	<b>Z20.828</b>	Contact with and (suspected) exposure to other viral communicable diseases
	<b>Z20.89</b>	Contact with and (suspected) exposure to other communicable diseases
	<b>Z20.9</b>	Contact with and (suspected) exposure to unspecified communicable diseases

<http://publichealth.lacounty.gov/dhsp/Providers/PrEP-PEPBillingCodes.pdf>

## PrEP & PEP Billing Codes (cont.)

Category	ICD-10 Code	Description
<b>High-risk sexual behavior</b>	<b>Z72.51</b>	High risk heterosexual behavior
	<b>Z72.52</b>	High risk homosexual behavior
	<b>Z72.53</b>	High risk bisexual behavior
<b>Other hazardous exposures</b>	<b>Z77.21</b>	Contact with and (suspected) exposure to potentially hazardous body fluids
	<b>Z77.9</b>	Other contact with and (suspected) exposure hazardous to health

<http://publichealth.lacounty.gov/dhsp/Providers/PrEP-PEPBillingCodes.pdf>

## Labs for PrEP Initiation

- Laboratory testing is required in advance of prescribing PrEP to patients
  - Typically includes:
    - HIV serology
    - Screening for sexually transmitted infections
    - Optionally, a metabolic panel and/or pregnancy test
- Once prescribed, surveillance lab tests should be ordered every three months

[https://www.nastad.org/sites/default/files/BillingCodeGuide\\_v4\\_Final\\_2016.pdf](https://www.nastad.org/sites/default/files/BillingCodeGuide_v4_Final_2016.pdf)

### **A note about surveillance lab tests:**

Although screening for HIV has an “A” rating from the USPSTF and is covered without a “patient due balance,” insurers may not treat the tests provided every three months in the same way. The more frequently obtained HIV tests may be considered diagnostic, rather than screening, once treatment is initiated. As a result, patients may have a co-pay and/or deductible for these lab tests.

# Recommended Coding Guide

## BILLING CODING GUIDE FOR HIV PREVENTION



■ PREP, SCREENING, AND LINKAGE SERVICES

### PROCEDURE CODES

Code	Description
8680	HTLV or HIV antibody, confirmatory test (eg, Western Blot)
<b>Antibody</b>	
86701	HIV-1
86702	HIV-2
86703	HIV-1 and HIV-2, single result
[For HIV-1 antigens] with HIV-1 and HIV-2 antibodies, single result, use 87380	
[When HIV immunosay (HR) testing 86701-86703 or 87380] is performed using a kit or transportable instrument that wholly or in part consists of a single use, disposable analytical chamber, the service may be identified by adding modifier 92 to the usual code]	
<b>Infectious agent detection by nucleic acid (DNA or RNA)</b>	
87334	HIV-1, direct probe technique
87335	HIV-1, amplified probe technique, includes reverse transcription when performed
87336	HIV-1, quantification, includes reverse transcription when performed
87337	HIV-2, direct probe technique
87338	HIV-2, amplified probe technique, includes reverse transcription when performed
87339	HIV-2, quantification, includes reverse transcription when performed
<b>Infectious agent antigen detection by immunoassay technique (eg, enzyme immunoassay [EIA], enzyme-linked immunosorbent assay [ELISA], immunochromatometric assay [IMCA]) qualitative or semiquantitative, multiple step method</b>	

[https://www.nastad.org/sites/default/files/BillingCodingGuide\\_v4\\_Final\\_2016.pdf](https://www.nastad.org/sites/default/files/BillingCodingGuide_v4_Final_2016.pdf) PG 19-20

# Questions?



## Follow up Office Hour!

- Looking for:
  - a deeper dive?
  - individual level support?
  - further discussion on billing & coding?
- Join us for a drop-in “office” hour with experts from today’s webinar
- Monday, March 2 at 2:00 E/1:00 C/12:00 M/11:00 P
- Registration link  
([https://pcdc.zoom.us/webinar/register/WN\\_YBrAOGwYTH29Iw4yac3zAA](https://pcdc.zoom.us/webinar/register/WN_YBrAOGwYTH29Iw4yac3zAA)) will be included in the post-webinar email



## Presenter



**Maia Morse**

[mmorse@pcdc.org](mailto:mmorse@pcdc.org)

212.437-3913

[pcdc.org](http://pcdc.org)



PrimaryCareDevelopmentCorp



@PrimaryCareDev



## PCDC's Sustainable Strategies Team



Kristin Potterbusch  
Program Director

Email: [hrsa@pcdc.org](mailto:hrsa@pcdc.org)  
(212) 437-3960



Chaim Shmulewitz  
Project Manager

**Sustainable Strategies TargetHIV Link:**  
**<https://targethiv.org/ta-org/sustainable-strategies-rwhap-community-organizations>**

  PrimaryCareDevelopmentCorp  @PrimaryCareDev





**THANK YOU**



PRIMARY CARE  
DEVELOPMENT  
CORPORATION